

## Laserglow Product Datasheet

### LRD-0730 Collimated Diode Laser System



#### Series Specifications:

Nominal Wavelength	730 nm
Output Type	CW
Laser Source Type	Diode

#### Overview:

The LRD-0730 Series of Collimated Diode (Semiconductor) Lasers are ideal for applications requiring a wavelength of 730 nm and a wide range of output power levels of 5 mW to 1500 mW with a high level of long-term output power stability and long operating lifetime at an aggressively competitive cost.

These lasers are commonly used for communications research as well as scientific applications involving spectral analysis, biology research, and a broad spectrum of other applications. The driver is available as a complete FDA-compliant system or as an O.E.M. component with significantly reduced dimensions.

Available with onboard and remote on/off control as well as a wide array of output power and stability levels, Laserglow products are currently being used by some of the World's top universities and other prominent research facilities.

#### Key Features:

- Air cooled - no need for water cooling or external chiller
- Lightweight, compact design
- Efficient Diode Laser technology runs on standard AC power (85 - 264 V, 47 - 63 Hz)
- >10,000 hours continuous maintenance-free operating life
- FDA CDRH Compliant Class IIb / Class IV enclosure
- 48-hour replacement coverage available for an additional fee on specific models

#### Package Includes:

- Laser Head
- Driver/Power Supply
- Power Cable
- BNC Connector (LabSpec models only)
- Keys, Safety Interlock
- Hard-shell Carrying Case

## Specifications:

This spec sheet has been generated specifically for part number D73-EC, per your request, and data for the entire series is also displayed for your reference. The specs which are specific to D73-EC have been highlighted below in **red + bold**.


Output Power (mW)	<5, >10, >30	<b>&lt;5, &gt;10</b>	>100, >200, >500, >1000, >1500
Output Power Stability (%RMS/4h)	<1, <3	<b>&lt;1, &lt;3, &lt;5</b>	<1, <3
Central Wavelength (nm)	730		730
Wavelength Tolerance (+/- nm)	10		10
Divergence (mrad, full angle)	<1	<b>&lt;1</b>	<3
Beam Dimensions (mm, 1/e <sup>2</sup> )	3	<b>3</b>	5x8
Warm-up Time (minutes)	5		5
M <sup>2</sup>		<b>&lt;1.5</b>	
Polarization Ratio	>50		
Beam Pointing Stability (mrad)	<0.05		
Operating Temperature Range (°C)	10 to 35		10 to 35
Max. Analog Modulation Freq. (Hz)	30000	<b>30000</b>	30000
Max. TTL Modulation Freq. (Hz)	30000	<b>30000</b>	30000
Modulation Input Signal	0-5 VDC	<b>0-5 VDC</b>	0-5 VDC
Max. Power Input Duty Cycle	100%	<b>100%</b>	100%
Standard Warranty (months)	12	<b>12</b>	12
MTTF (operational hours)	10000	<b>10000</b>	10000
Weight of Product or Laser Head (kg)	0.6	<b>0.8</b>	0.6
Beam Height from Base Plate (mm)	24.8	<b>30</b>	24.8
Dimensions of Product or Laser Head (mm)	140.7 (l) x 73 (w) x 46.2 (h)	<b>122.5 (l) x 65 (w) x 50 (h)</b>	140.7 (l) x 73 (w) x 46.2 (h)

CW: All specifications are based on performance at full output power and after the specified warmup period. Output characteristics may change if the laser is run at a different power level.

Q-Switched: Specifications are based on the laser pulsing at the specified design frequency. Output characteristics may change if the laser is run at a different frequency.

## Power Supply Options:

These lasers are available with several different power supply options. The model that you have selected is highlighted below, and any other options are shown for easy reference.

<div>FDA-Compliant LabSpec</div> <div></div>	Power Supply Type:	FR	FE
	Input Power	85v to 264v	85v to 264v
	Power Supply Weight (kg)	1.5	6.2
	Dimensions (mm)	154 (l) x 155 (w) x 95 (h)	320 (l) x 300 (w) x 123 (h)

\*Power supply may not be exactly as shown, see dimensional drawings on next 2 pages.

\*Dimensions for fiber-integrated (I\_) include laser head packaged inside.







## Regulatory Classification:

The model you have selected (D73-EC) requires the following safety label(s):



## Accessories:

The most popular accessories for model D73-EC are shown below. For additional details regarding these or other accessories please see our website or contact us directly.

Part Number	Description	
 ACALBMXXX	Carrying Case-102 Holds Lab/OEM M, R and S size, standard or LabSpec laser Full Details: <a href="http://www.laserglow.com/ACA">www.laserglow.com/ACA</a>	Included With Laser
 ACFNIRHXA	FC/PC Fiber Coupler/Collimator for IR wavelengths (700 to 1000 nm) (installed and aligned) 11mm diameter input lens Full Details: <a href="http://www.laserglow.com/ACF">www.laserglow.com/ACF</a>	
 AFS2002XX	Armored Fiber With SMA 905 Connectors 200um Core Multimode 2 m length Full Details: <a href="http://www.laserglow.com/AFS">www.laserglow.com/AFS</a>	
 AFF2002XX	Armored Fiber With FC/PC Connectors 200um Core Multimode 2m length Full Details: <a href="http://www.laserglow.com/AFF">www.laserglow.com/AFF</a>	
 AGFKTP59X	LSG-KTP-NF-6 Fit-Over Safety Goggles 532/808/1064nm Output: OD 6+ at 190-534/740-1064 nm CE Certified Full Details: <a href="http://www.laserglow.com/AGF">www.laserglow.com/AGF</a>	
 ACSNIRHXA	SMA-905 Fiber Coupler/Collimator for IR wavelengths (700 to 1000nm) (installed and aligned) 11mm diameter input lens Full Details: <a href="http://www.laserglow.com/ACS">www.laserglow.com/ACS</a>	

## FOR MORE INFORMATION PLEASE CONTACT:

LASERGLOW TECHNOLOGIES  
99 Ingram Dr. Unit B, North York, ON, Canada M6M2L7  
Tel. (416) 729-7976 Fax (716) 322-3510  
[sales@laserglow.com](mailto:sales@laserglow.com) [www.laserglow.com](http://www.laserglow.com)

E&OE: Data included in this sheet may be subject to change without notice.

Please confirm critical specifications with our staff prior to ordering.